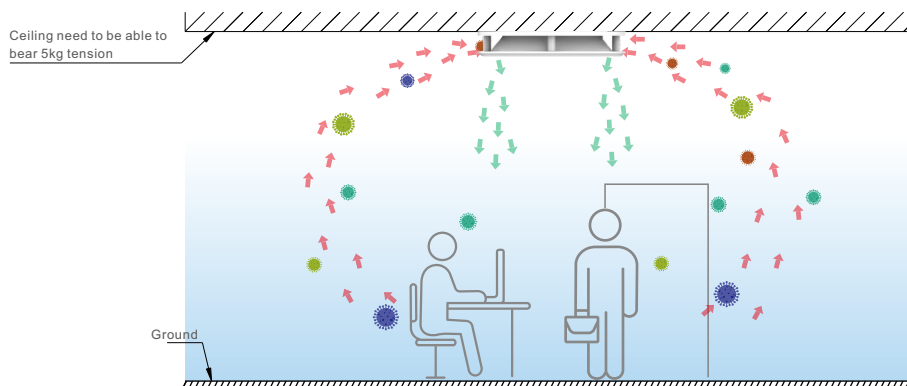


UVC DOWNLIGHT - GK Series U58

Purification principle


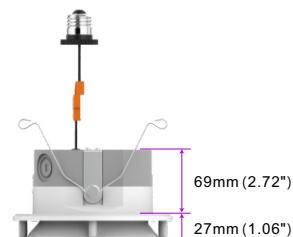
Through the centrifugal fan inside the device, the indoor air convection effect will be quickly formed. Then the bacteria and viruses floating in the air will be sucked into the ultraviolet lamps cavity to get killed by UV light.



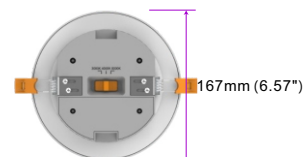
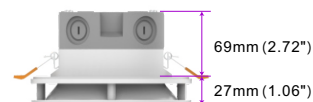
Product parameters

The parameters of the whole lamp		
Model No.	U58-18W-01	U58-18W-02
Product power	18W±2W	18W±2W
Input voltage	100-277V AC	100-277V AC
Circulating air volume	8.1CFM (13.8m³/h)	8.1CFM (13.8m³/h)
Noise (Distance at 1m)	38dB	38dB
Applicable volume	15.6m³	15.6m³
Applicable area	6m²	6m²
Working temperature	-10℃~+40℃	-10℃~+40℃
Storage temperature	-20℃~+70℃	-20℃~+70℃
Hole size	5"/6" J-BOX	5"/6"
Product size	Ø167mm*96mm	Ø167mm*96mm
Installation method	Replacement	New Recessed
Warranty	2 Years	2 Years
UVC parameters		
UVC power	6W	6W
UVC source type	0.6W UVC-LED 3939	0.6W UVC-LED 3939
Led chip QTY	8Pcs	8Pcs
LED lifespan	10000 hours UVC retention rate:≥70%	10000 hours UVC retention rate:≥70%
UVC wavelength	275nm	275nm
UVC radiant power	160mw	160mw
UVC light angle	30°	30°
LED white lighting parameter		
LED white light power	9W	9W
LED white chip type	2835	2835
Luminous flux	850Lm±10%	850Lm±10%
Adjustable CCT	3000K/4000K/5000K	3000K/4000K/5000K
CRI	≥80Ra	≥80Ra
PF	≥0.88	≥0.88

U58-18W-01



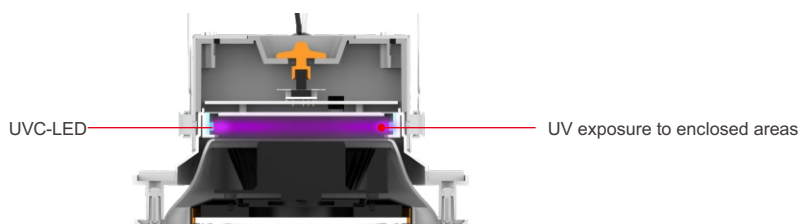
U58-18W-02



Product features

01 No UV leakage, it is totally safe for the occupied space:

The built-in ultraviolet light effectively removed viruses and bacteria. When the air disinfection downlight is turned on, the ultraviolet light is completely enclosed inside the product (in compliance with the IEC62471 RG0 standard), realizing the coexistence of human and machine.



02 Centrifugal fan design to improve disinfection efficiency:

High-quality industrial centrifugal fans with a lifespan of 70,000 hours are selected. Through the fan's active air convection, side air inlet and down air outlet, speed up the air circulation and improved the disinfection efficiency for per unit.

Based on 10m³ lab testing:


Bacteria	Spatial scope	Killing time	Killing rate
staphylococcus albus	10m ³	3h	>99.9%

Note: This data comes from a third-party laboratory, the data is for reference only.

Recommended application, purification volume & time:


Category	Spatial scope	ecommended purification time
Applicable volume	15.6m ³	>3h
Applicable area	6m ²	>3h

Note: Based on wall mounting installation in enclosed space, for detailed specs, please refer to the exact application; It is recommend to keep this device on always to purify the air.



03 Newest UV LED applicated, longer lifespan :

Built-in 8 long-life UV LED chips on 2 sides, 10,000 hours of UV maintenance rate \geq 70%, not easy to break, environmentally friendly and mercury-free.


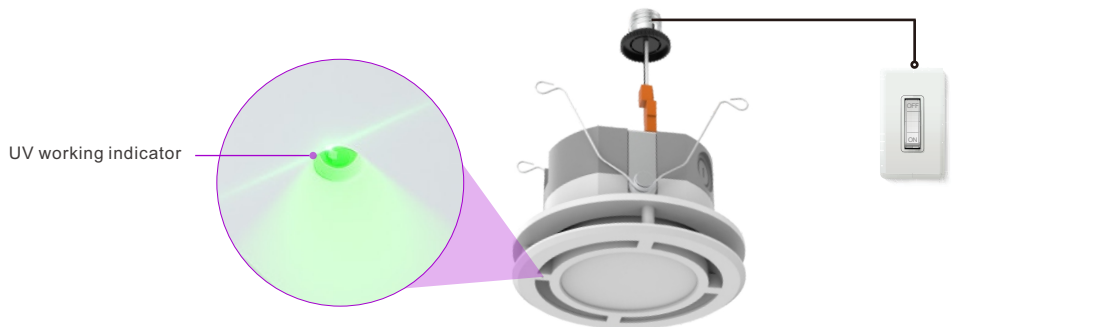


UVC DOWNLIGHT - GK Series U58


Product features

04 LED lighting + UV disinfection mode switchable:

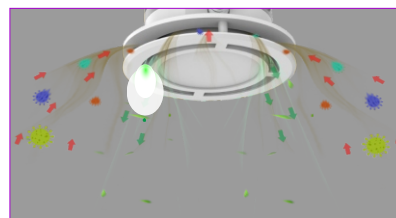
Equipped with LED lighting system, disinfection lighting can be operated at the same time. After powering on, enter mode 1, turn off the power and turn on the light within 1 second to enter mode 2, turn off the power again and turn on the light within 1 second to enter mode 3, restart after power off for 4 seconds, and re-enter mode 1.



● Mode 1 (on) -
LED lighting + UV disinfection
(the indicator light is on)



● Mode 2 (on-off-on) -
LED lighting
(indicator light off)

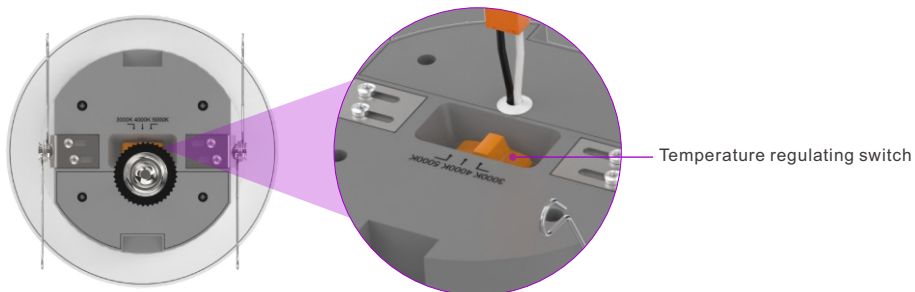


● Mode 3 (on-off-on-off-on)-
UV disinfection
(the indicator light is on)

Note: The indicator light works simultaneously with the UV function, and the indicator light is also turned off when the UV function is turned off.

05 CCT change

You can choose the color temperature according to your own interest or the environment.



3000k warm yellow

4000k warm white


5000k neutral white



Installation method

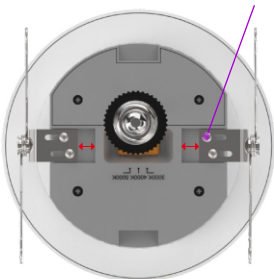
● U58-01 replacement installation :

The location of 5" J-BOX mounting tabs


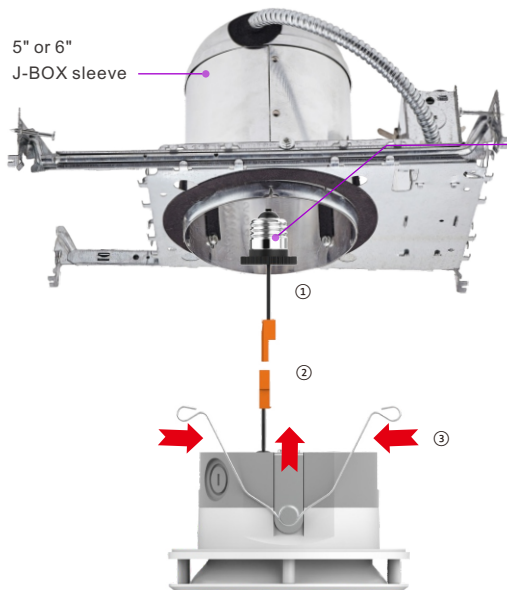
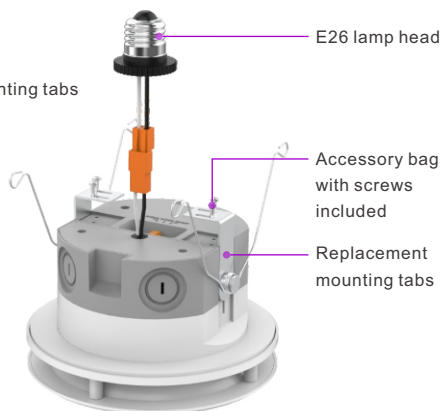


The effect drawing of the 5" mounting tabs which are locked tightly with the screws

The location of 6" J-BOX mounting tabs



The effect drawing of the 6" mounting tabs which are locked tightly with the screws



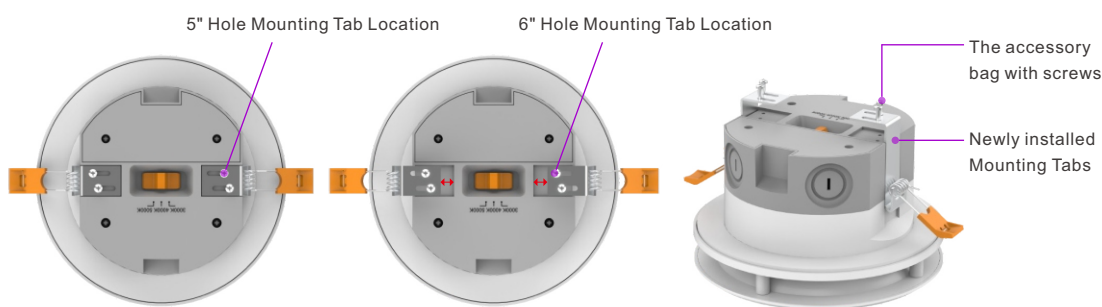
Installation effect

- Installation steps: ① Screw the E26 lamp holder of the accessory package into the corresponding socket;
 ② Connect the terminal block on the E26 lamp holder with the terminal block on the main frame;
 ③ Clip the spring in the main frame into the J-BOX installation point and push it upward.

Installation method

● U58-02 Embedded Installation :

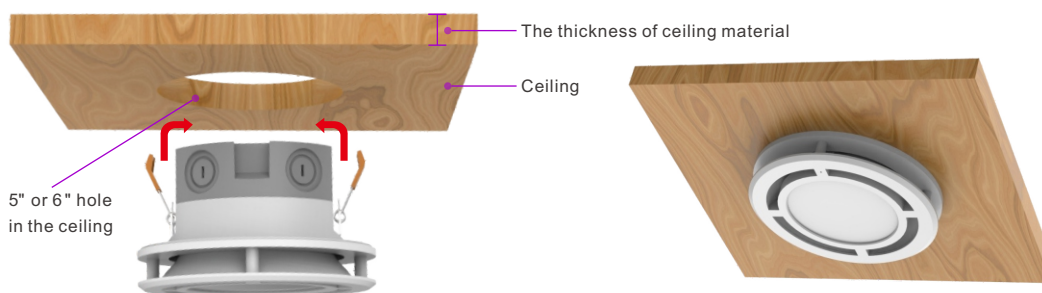
The size of the ceiling hole demand		
The type of the ceiling hole	The size of the ceiling Hole	The thickness of ceiling material
5"	135mm~145mm	9mm~18mm
6"	150mm~155mm	12mm~18mm



The effect drawing of the 5" mounting tabs which are locked tightly with the screws

The effect drawing of the 6" mounting tabs which are locked tightly with the screws

Installation step ①: Use a tool to fix the embedded mounting tabs in the accessory bag on the main frame, and adjust the distance between the two mounting tabs according to the 5-inch or 6-inch hole in the ceiling.





Installation step: ② Press the two sides of the shrapnel with your hands, press the middle to align the installation hole, and push it into the ceiling. The lamp is positioned on the ceiling by the elastic force of the installation shrapnel.

Applications



UVC DOWNLIGHT - GK Series U58

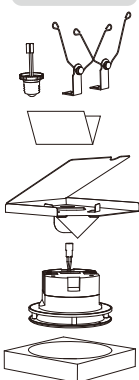


Application : Most indoor places like Office, Food shop, Hotel, Hospital, School, Bank, Toilet, etc.

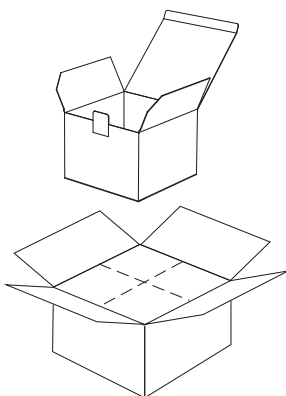
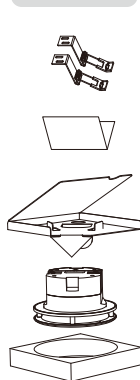
Packing

Model No.	N.W per lamp (lbs=kgx2.2)	G.W per lamp (lbs=kgx2.2)	G.W per carton (lbs=kgx2.2)	Inner box size (x0.0393=inch)	Outer box size (x0.0393=inch)	Quantity per carton
U58-18W-01	0.6kg	0.84kg	8.3kg	193*193*140mm	400*400*300mm	8pcs/Carton
U58-18W-02	0.6kg	0.84kg	8.3kg	193*193*140mm	400*400*300mm	8pcs/Carton

U58-18W-01



U58-18W-02



S/N	Name	Qty
1	UVC Device	1
2	Installation Accessories	1
3	User's Manual	1
4	Giftbox	1
5	Master Carton	1



⚠ Disclaimer:

1. The ultraviolet rays of this product cannot be used for lighting purposes and in applications or activities which may cause and or lead to death, personal or animals injury and/or damage to the environment.
2. UV-C luminaires systems must only be sold and installed and replaced by professionals according to our stringent safety and legal requirements.
3. When using this UVC product for indoor disinfection, please close the doors and windows, keep the room clean and dry, and reduce dust and moisture.
4. We do not promise or warrant that the use of the Products will protect any user from or prevent infection and/or contamination with any viruses, bacteria, protozoa, fungi, illness or disease.
5. There is high efficiency UVC generating device inside. No disassemble and open it except the professionals, as it may cause injury when ultraviolet rays are directly exposed to eyes or skin. Maintenance personnel need to wear professional uv protection goggles and skin protection before repair.
6. The UVC Products are not intended for and must not be used for medical purposes.
7. In addition to and without limitation of any exclusions or limitations of liability of us as set forth in any agreement for the sale, distribution or otherwise making available of the UV-C lamp/fixture/devices, we shall have no responsibility or liability whatsoever for any claim or damage that may arise from or relate to any use of the UV-C lamp/ fixture/devices outside of their intended use or contrary to their installation and operation instructions, each as described in this document, the user manuals and/or the mounting instructions.
8. The product must be designated by the manufacturer's professional and technical personnel, other personnel are not allowed to dismantle or replace without authorization.