

LED COMPACT ARCHITECTURAL WALL PACK - WSD Series 45W



PRODUCT FEATURES:

- ❖ Optical design, greatly improved the light utilization and evenness
- ❖ High efficiency LED Driver, voltage AC120-277 ;
- ❖ Cast Aluminum design, better cooling, light quality, LED Tj < 85°C.
- ❖ Photocell Control (Optional)

MODEL #	
PROJECT:	
NOTES:	
DATE:	
PREPARED BY:	

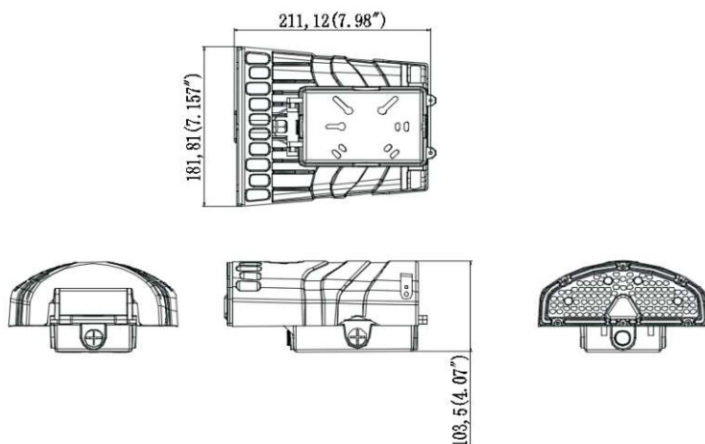
Additional Information:

- Power: 45W
- Input: AC 120-277V
- Light Source: LUMILEDS
- Driver: WELED POWER



PRODUCT APPLICATIONS:

The WALL PACK LED Lighting Series can be widely used for Indoor or Outdoor (Wet Location) Excellent for Museums, Art Galleries, Shopping Malls, Office Buildings, Walls and many other applications



Structure Features:

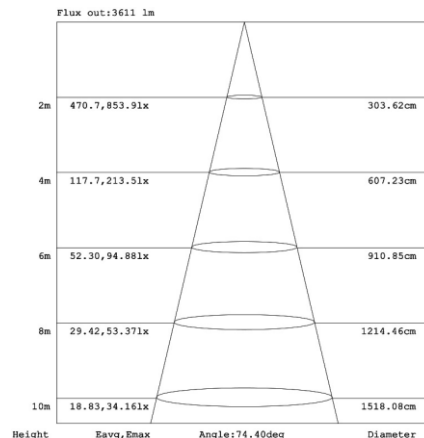
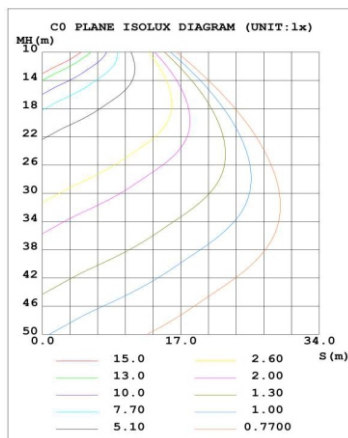
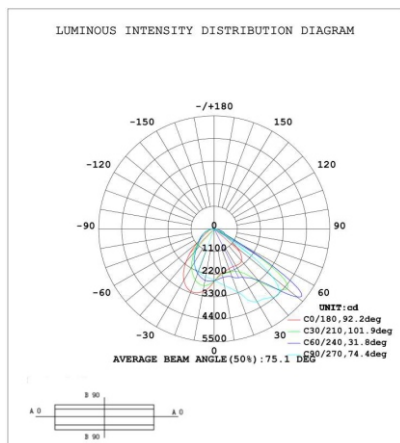
- Shell Materials: Aluminum & PC
- Finish: Dark Bronze/White
- Net Weight: 1.4KG (3.1 LBS)
- **Product Size: 211mm*181mm*103mm**
- **Carton Size: 525mm*390mm*370mm**

LED COMPACT ARCHITECTURAL WALL PACK - WSD Series 45W

TECHNICAL PARAMETERS:

Type	WSD-45WAWP27-XXK-Z		
Power	45W	Lighting Angle	74*92°
Input Voltage	AC120-277V	LED Brightness Decay	<5%/6000 hrs
PF	>0.98	Working Life	>75000 hrs
Driver Efficiency	>90%	Working Temperature	-30 - +45°C
Luminous Flux	6741 Lm	Storage Temperature	-40 -+80°C
Color Temperature	4000K/5000K	Protection Level	Wet Location
CRI	Ra>70	Cable	Input Connect, No Cable

PHOTOMETRY:



ORDERING EXAMPLE: WSD-45WAWP27-XXK-Z-P

WSD	45W	AWP	27	XXK	Z	P
Company	Power	Product	Voltage	ColorTemp	FINISH	Control
WSD LED INC	45W (45W) 70W (70W)	AWP Wall Pack	27 AC120-277V	40K (4000K) 50K (5000K) ± 500K	D Dark Bronze W White	P Photocell