

## LED COMPACT ARCHITECTURAL WALL PACK - WSD Series 70W



### PRODUCT FEATURES:

- ❖ Optical design, greatly improved the light utilization and evenness
- ❖ High efficiency LED Driver, voltage AC120-277 ;
- ❖ Cast Aluminum design, better cooling, light quality, LED Tj < 85°C.
- ❖ Photocell Control (Optional)

MODEL #	
PROJECT:	
NOTES:	
DATE:	
PREPARED BY:	

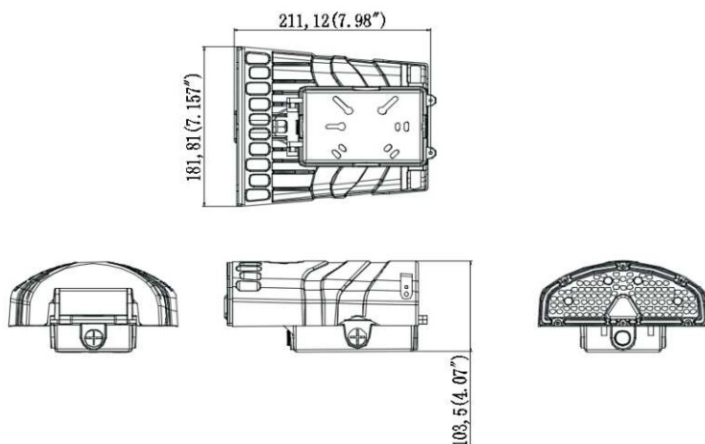
### Additional Information:

- Power: 70W
- Input: AC 120-277V
- Light Source: LUMILEDS
- Driver: NOVBO POWER



### PRODUCT APPLICATIONS:

The WALL PACK LED Lighting Series can be widely used for Indoor or Outdoor (Wet Location) Excellent for Museums, Art Galleries, Shopping Malls, Office Buildings, Walls and many other applications



### Structure Features:

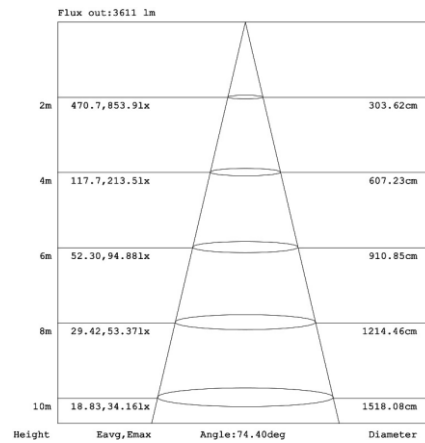
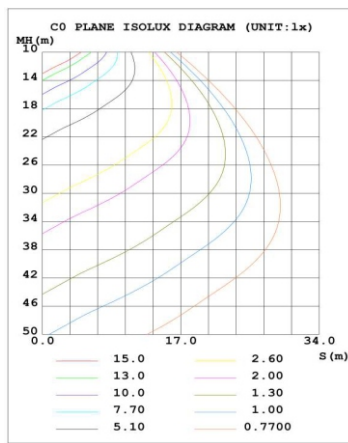
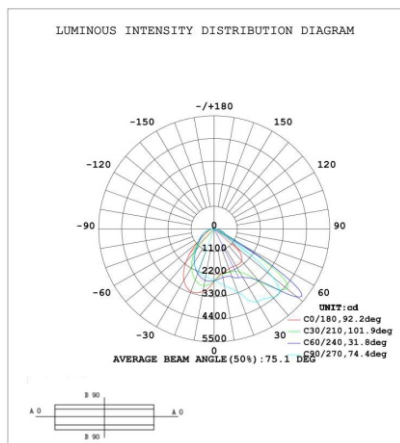
- Shell Materials: Aluminum & PC
- Finish: Dark Bronze/White
- Net Weight: 1.5KG (3.3 LBS)
- **Product Size: 211mm\*181mm\*103mm**
- **Carton Size: 525mm\*390mm\*370mm**

**LED COMPACT ARCHITECTURAL WALL PACK - WSD Series 70W**

**TECHNICAL PARAMETERS:**

Type	WSD-70WAWP27-XXK-Z		
<b>Power</b>	70W	<b>Lighting Angle</b>	74*92°
<b>Input Voltage</b>	AC120-277V	<b>LED Brightness Decay</b>	<5%/6000 hrs
<b>PF</b>	>0.99	<b>Working Life</b>	>75000 hrs
<b>Driver Efficiency</b>	>90%	<b>Working Temperature</b>	-30 - +45°C
<b>Luminous Flux</b>	9841 Lm	<b>Storage Temperature</b>	-40 -+80°C
<b>Color Temperature</b>	4000K/5000K	<b>Protection Level</b>	Wet Location
<b>CRI</b>	Ra>70	<b>Cable</b>	Input Connect, No Cable

**PHOTOMETRY:**



**ORDERING EXAMPLE:WSD-70WAWP27-XXK-Z-P**

WSD	70W	AWP	27	XXK	Z	P
<b>Company</b>	<b>Power</b>	<b>Product</b>	<b>Voltage</b>	<b>ColorTemp</b>	<b>FINISH</b>	<b>Control</b>
<b>WSD LED INC</b>	45W (45W) 70W (70W)	AWP Wall Pack	27 AC120-277V	40K (4000K) 50K (5000K) ± 500K	D Dark Bronze W White	P Photocell