



**Explosion Proof Linear
Light R Series**



Industrial Field & Hazardous Locations

Applications

Oil and Gas industry

- All petroleum production and refining
- Petroleum loading and transportation
- Petroleum storage and retail
- LNG industry

All mining operations and service

Chemical industry

- All types of paint facilities
- Chemical production and storage

Ocean, marine and aerospace field

- Ocean platform operation facilities and structure
- Aerospace clean room and production
- Ocean vessel operations

Metal treatment

- Steel and aluminum factories
- Pumping stations in any environment
- Metal smelting, foundry and fabrication

Food and alcohol industry

- Flour and fine particle production and storage
- Food and distilling production
- Alcohol industry

Other high humidity, high dust, high temperature, vapor locations.



Explosion Protection

Marking ATEX

II 2 G Ex db eb mb IIC T5/T6 Gb

II 2 D Ex tb IIIC T95°C/T85°C Db IP66

Marking IECEx

Ex db eb mb IIC T5/T6 Gb

Ex tb IIIC T95°C/T85°C Db

Marking UL844 (North American)

Class I, Division 2, Groups A, B, C, D

Class II, Division 1, Groups E, F, G

Class II, Division 2, Groups F, G

Class III

Marine Marking

UL 1598

UL 844

Other Rating

IP 66



Specification

Model	Wattage	Color Temperature	Voltage	Lumens	Warranty	CRI
EX-20W R2YZDA	2×10W/2ft	2200K-7000K	AC100-277/220-480V	2800	5 years	>70
EX-30W R2YZDA	2×15W/2ft			4200		
EX-40W R4YZDA	2×20W/4ft			5600		
EX-50W R4YZDA	2×25W/4ft			7000		
EX-60W R4YZDA	2×30W/4ft			8400		

“R2,R4”=Product code, “Y”=D or N:Dimmable or non-dimmable; “Z”=CCT, from 2200-7000K;

“D”=Beam angle, D120 for 120°; A for glass info. C for clear frosted.

Packing Information

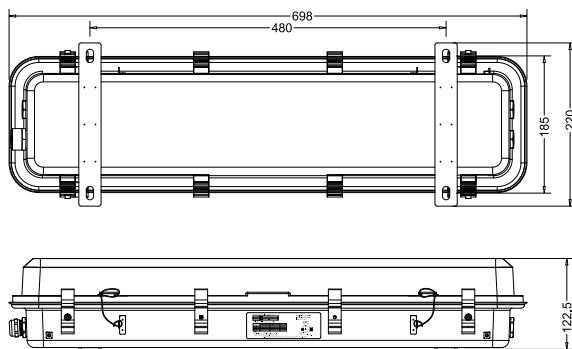
Model	Quantity/Carton	Packing Size(mm)	N.W(KG)	G.W(KG)
R2	1	820×250×180	4	5
R4	1	1320×220×180	8	10.7

LED HAZARDOUS LOCATIONS LIGHT - MS Series R

Features

- Back-up battery (optional).
- AC or DC power supply available.
- Stainless steel body and PC cover.
- Heavy-duty and high impact resistance.
- Ambient range: -40°C - +45°C/60°C (Normal).
- Ambient range: -10°C - +45°C/60°C (Emergency) .
- High quality SMT LED and Meanwell Driver.
- Waterproof / vapor / dust / corrosion / explosion proof.

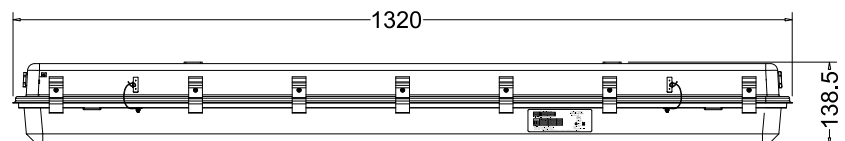
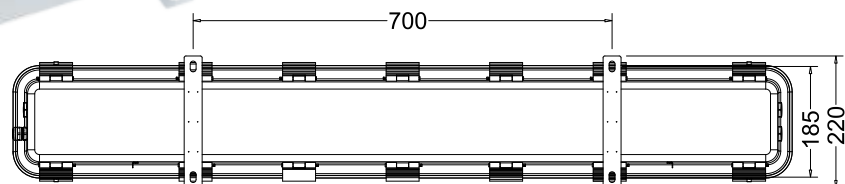

Dimension (mm)



R2

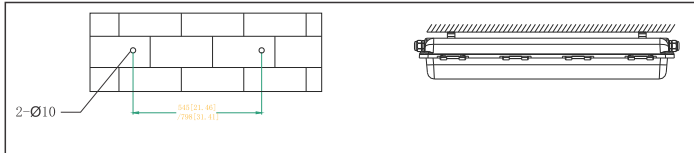


R4

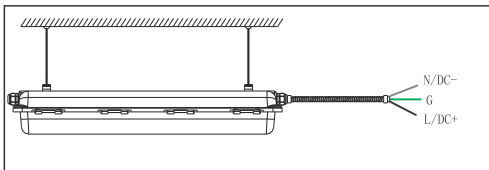


Mounting

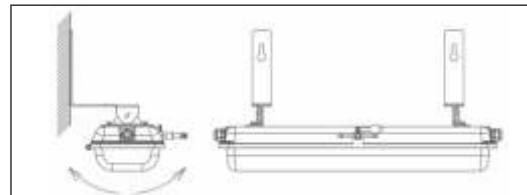
No.1: Surface Mounting



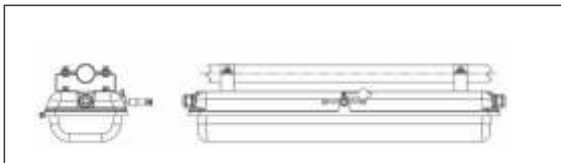
No.2: Pendant Mounting



No.3: Wall Mounting



No.4: Pole Mounting



Light Distribution

120D

	Center Beam fc	Beam Width	
17ft	14fc	51ft	51ft
34ft	3fc	103ft	101ft
51ft	2fc	154ft	153ft
68ft	0.8fc	256ft	255ft
85ft	0.6fc	307ft	306ft

■ Vert, Spread; 120°
■ Horiz, Spread; 120°