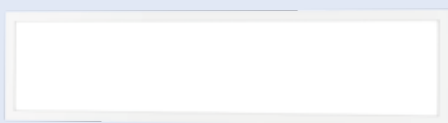



LED Panel Light

New Generation produce industry-leading performance with deep energy savings and continuous dimming. The compact, slick profile produces uniform and glare free lumen output.

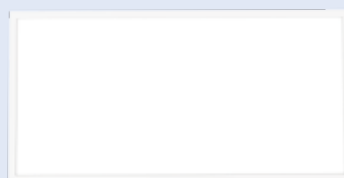
Perfect application for retail stores, schools, offices, markets and restaurant.



■ 1' x 4'



■ 2' x 2'



■ 2 x 4



// Product Features

★ CONSTRUCTION

Durable solid frame, prefabricated paint with matte white finished. Slim profile design. Integrated T-Bar mounting clips built in onto the fixture. Easy installation.

★ ELECTRICAL

Luminaire is built with the highest quality driver that is Universal Voltage(120V-277V & 120V-347V), uses long lasting, highly-efficient LED packages.

★ DRIVER

Driver is fixed on the back of the panel or side to prevent mis-handling during shipment.

★ OPTICAL SYSTEM

Back-lit optics produces uniform light output, diffuser lens reduces glare and improve overall energy efficiency.

★ DIMMING

Continuous dimming (0-10V) comes standard.

★ ENERGY SAVINGS

Over 50% energy savings than traditionally fluorescent fixtures, low heat productions requires less maintenance and operation cost.

★ LISTING

ETL Listed, FCC, RoHS


★ WARRANTY

5 Years Limited Warranty, Rated for 50,000 hours(Refer to your warranty documentation for more information.)

LED PANEL LIGHT - TS Series BPL

// Images

1' x 4'



FRONT

BACK

2' x 2'



Front



Back

2' x 4'

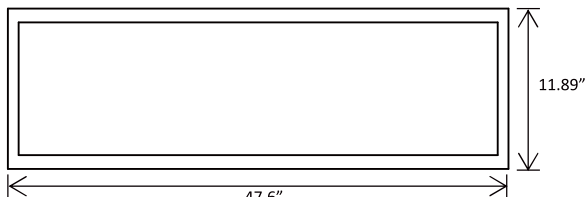
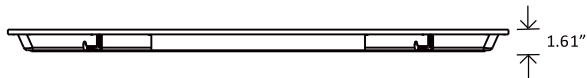


FRONT

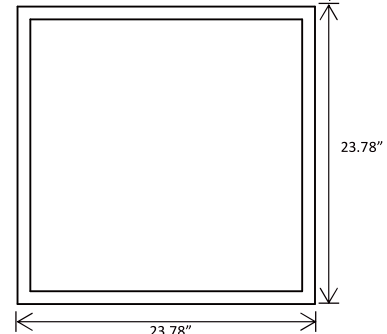


BACK


// Product Dimension



1' x 4'



2' x 2'




2' x 4'

Lighting Parameters

5 Power + 5 CCT selectable									
Part No.	Power	Input Voltage	Rated Current	PF	Light Efficacy	Lumen	CCT	Size	Ra
SS-BPL14-Tx40W-xx- [Blank,Y,BT]-[BLANK,MV]	40/30/25/20/15W	AC120-277V / AC120-347V	0.367A	>0.9	125Lm/W	5000lm	3500K 4000K 5000K 5700K 6500K	1'X4'	80
SS-BPL22-Tx40W-xx- [Blank,Y,BT]-[BLANK,MV]	40/30/25/20/15W		0.367A			5000lm		2'X2'	
SS-BPL24-Tx50W-xx- [Blank,Y,BT]-[BLANK,MV]	50/40/35/30/25W		0.458A			6250lm		2'X4'	
SS-BPL24-Tx72 W-xx- [Blank,Y,BT]-[BLANK,MV]	72/60/50/40/30W		0.462A			9000lm		2'X4'	

"Tx" can be TC or TCP; TC = only adjust color temperature, TP = only adjust wattage, TCP = adjust color temperature and wattage."xx" represent CCT, e.g 30/40/50/57/65 or 35,40,50,30=3000K,40=4000K, 50=5000K..... "Y"represented sensor type, A=PIR sensor, B=MS sensor, BT=Bluetooth sensor, blank=no provide sensor; "MV" represent input voltage,blank means 120-277V, -MV means 120-347V.

Power tunable and CCT switchable available



Packing information

Model Number	Outer box (L*W*H)	Qty/Ctn (pcs)	N.W./Ctn (kg/lbs)	G.W./Ctn (kg/lbs)
SS-BPL14-Tx40W-xx- [Blank,Y,BT]-[BLANK,MV]	49.41"*6.30"*13.90" 1255*160*353mm	4	8.6/18.96	9.5/20.94
SS-BPL22-Tx40W-xx- [Blank,Y,BT]-[BLANK,MV]	25.39"*6.30"*25.79" 645*160*655mm	4	8.3/18.30	9.3/20.50
SS-BPL24-Tx50W-xx- [Blank,Y,BT]-[BLANK,MV]	49.41"*6.30"*25.79" 1255*160*655mm	4	15.5/34.17	17/37.48
SS-BPL24-Tx72 W-xx- [Blank,Y,BT]-[BLANK,MV]				