



TL-500

**SINGLE-PERSON OPERATED
BATTERY POWERED
PORTABLE LIGHT TOWER**

LED PORTABLE LIGHT TOWER - CG Series TL-500

ZERO NOISE
EMISSIONS
FUEL CONSUMPTION



0dB Quiet Operation



50Kg-Class Single-Person Rapid Deployment



0 Diesel Cost



Triple Wheel + Self-Locking Leg Adapts To All Terrains



0 Carbon Emissions



IP65 Weatherproof Wind Resistance Level 8



0 Maintenance Cost



Lithium Battery Powered Versatile For Various Sites



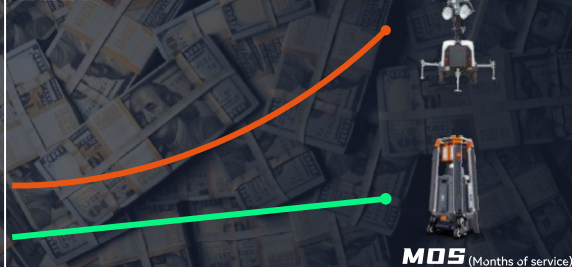
0 Trailer Cost



Fully Rotatable Head & Adjustable Beam Angle For Versatile Lighting Area

TL-500 cuts both equipment and life-cycle consumption / transportation / maintenance costs compared to the traditional fuel generator light tower.

COST




MOS (Months of service)



Unique Cloud-Axis Electric Telescopic Pole

Original mechanical structure that maximizes weight reduction while maintaining stability.



IP65, resistant to 8-level winds, corrosion-resistant, available in most climates.



Each lamp head can be adjusted freely.

Unidirectional
Multi-Point Lighting



360° Lighting with
Adjustable Coverage




180° rotation around the
shared X-axis of the two
modules



360° rotation around
the X-axis



180° rotation
around the Y-axis



Multi-Level Self-Locking Support Legs

Adapt to all terrains, whether it is steps, slopes or potholes.



Integrated dual-axis level, easily find the balance point




Unique Coaxial 3-Wheel Design



Easy one-person transport on any terrain.



Special slots are compatible with small warning lights.



A handle that provides the best grip doubles as lift point.




Climbs heights without a forklift if necessary.



Stays stable on muddy ground with maximum contact surface.

Wading depth up to 10cm refers to the water line mark on the light tower body.



Humanized Design Hidden In The Details

Handheld controller

With spring wire, no need to bend over to operate.



Multifunctional storage space design




Equipped with multiple interfaces to charge devices

Waterproof toolbox

Didn't change the battery in time? Don't worry.

Disengage the clutch, then manually retract the pole.



Ultra-Long Working Hours



D24-500 (3Kg/6.6lbs)

Portable lithium battery with large capacity in a small size



10 - 100 Hours
Turbo Mode Eco Mode

With 3 of fully charged battery power alone, it can provide 10-100 hours lighting.



X3

It also supports using an AC driver for direct power connection.




LED PORTABLE LIGHT TOWER - CG Series TL-500



High-Efficiency LED Light Source

Free switching of multiple angles.



4.2m/13.8ft

Battery-powered

Up To

33,000LM

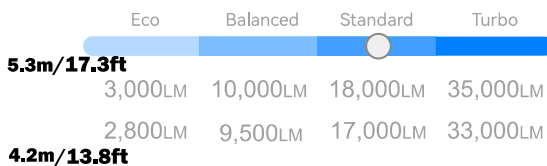
5.3m/17.3ft

Battery-powered

Up To

35,000LM

4 Levels of Brightness (Battery Powered)



The brightness and battery level can be viewed on the controller when using batteries.



4.2m/13.8ft

AC Powered

Up To

62,000LM

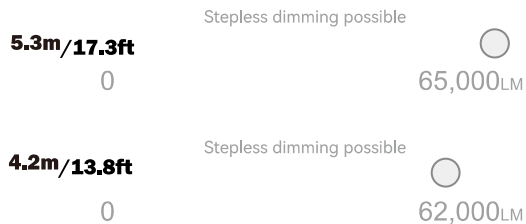
5.3m/13.8ft

AC Powered

Up To

65,000LM

Stepless Dimmable (AC Powered)



When AC powered, knob on driver controls 0-100% dimming.



Optional Accessories

A variety of accessories are available to expand the power supply options.



Charger (MC-2H)



Battery (D24-500)



Driver - AC100-277V Input (X5-320)



TKC-9H

FS8-200

9 Bay Charger Case (3xD24-500 Available)
+ Solar Panel



One-Person Operation

Only one operator is needed to transport, deploy, and adjust lighting.



Construction



Mining



Emergency



Sport



Firefighting



Event

The total light tower weight is

(excluding battery pack).

50 kg (4.2m) **52 kg** (5.3m)

For quick deployment in emergencies this equipment fits easily into standard SUVs for single-person loading. ★



★ Proper securing and part locking are crucial during transport. Two or more people are required for lifting unless a forklift is available.

Parameter

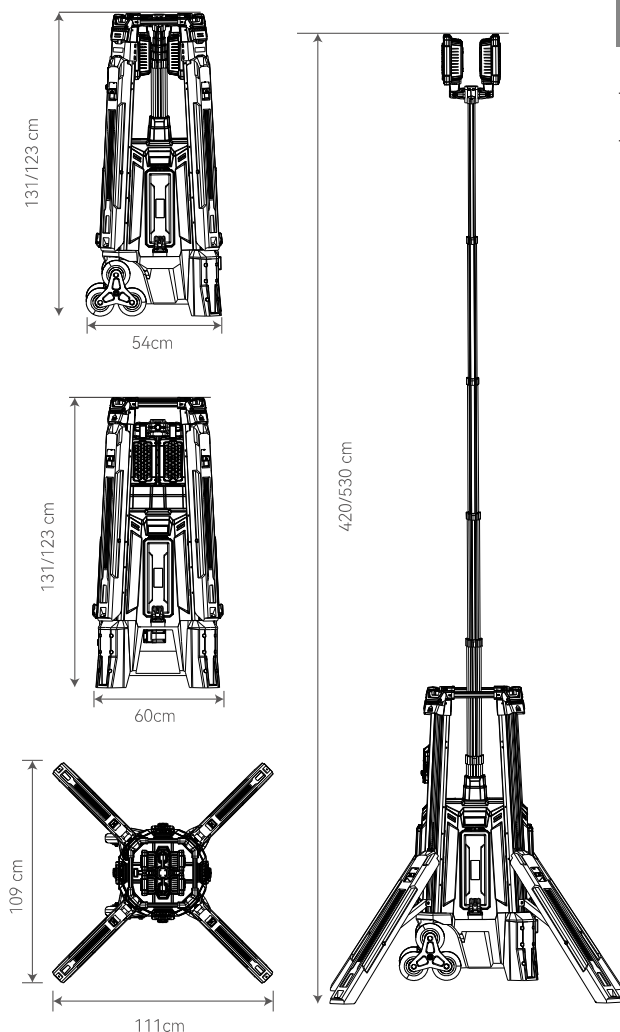
TL-500 4.2m

Height	4.2m/13.8ft
Weight	50Kg/110Lbs (Fitting only)
Power Supply	Battery / AC 100-277V
Lumens	Battery 0-33,000LM / AC 0-62,000LM
Run Times	>20h (Standard mode, D24-500 x 3)
IP Grade	IP65
Output(USB)	Type-A (5V 2A) & Type-C (5V 2A)
Battery System	D24 Series

TL-500 5.3m


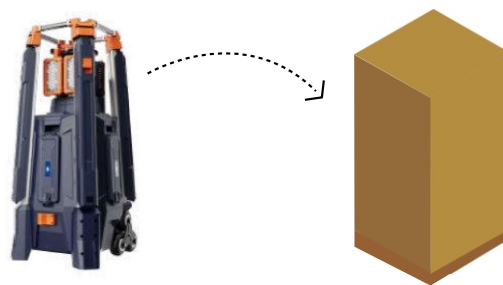
Height	5.3m/17.3ft
Weight	52Kg/114Lbs (Fitting only)
Power Supply	Battery / AC 100-277V
Lumens	Battery 0-35,000LM / AC 0-65,000LM
Run Times	>20h (Standard mode, D24-500 x 3)
IP Grade	IP65
Output(USB)	Type-A (5V 2A) & Type-C (5V 2A)
Battery System	D24 Series

Size (cm)



Package

Model	Size of Carton	Gross Weight of Carton	PCS/Carton
TL-500 4.2m	640*640*1365mm	63Kg/138Lbs	1
TL-500 5.3m	640*640*1435mm	66.5Kg/146Lbs	1



20GP Container 27 Unit



40GP Container 54 Unit